



Round 7 - Phillip Island Grand Prix Circuit : November 27 - 29

WOODSTOCK BOURBON SUPERBIKES

Qualifying 1

Date: 28/11/09
 Event: Q08
 Weather: Partly cloudy & windy - Temp: 19.8C
 Track: Dry - Temp: 32.0C

Started at: 11:03:45
 Laps: 30 Min
 Starters: 20
 Printed at: 11:50

PROVISIONAL FASTEST LAPS

Pos	No	Gr	Name	Class	Machine	Fastest Lap	On Lap	Behind Prev	Behind Leader
1	47	A	Wayne MAXWELL (VIC) / Oleon Motologic Racing		Honda CBR RR	1:33.118	3 of 13		
2	21	A	Josh WATERS (VIC) / Team Joe Rocket Suzuki		Suzuki GSX-R	1:33.717	3 of 12	.599	.599
3	1	A	Glenn ALLERTON (NSW) / Oleon Motologic Racing		Honda CBR RR	1:34.376	3 of 12	.659	1.258
4	19	A	Shawn GILES (VIC) / Team Joe Rocket Suzuki		Suzuki GSX-R	1:34.695	4 of 12	.319	1.577
5	6	A	Robert BUGDEN (VIC) / Team Joe Rocket Suzuki		Suzuki GSX-R	1:35.429	12 of 15	.734	2.311
6	27	A	Jamie STAUFFER (VIC) / Yamaha Racing Team		Yamaha YZF-R1	1:35.430	5 of 12	.001	2.312
7	5	A	Craig COXHELL (VIC) / CJC Racing / Bisley Workwear	P	Honda CBR RR	1:36.254	13 of 15	.824	3.136
8	3	A	Daniel STAUFFER (VIC) / Yamaha Racing Team		Yamaha YZF-R1	1:36.533	7 of 7	.279	3.415
9	11	A	Kevin CURTAIN (NSW) / Kawasaki Racing Team / Castrol / NGK		Kawasaki ZX10R	1:36.719	2 of 10	.186	3.601
10	12	A	Trent GIBSON (VIC) / Road Rocket / Flooring Innovations	P	Suzuki GSX-R	1:36.720	4 of 15	.001	3.602
11	63	A	Grant HAY (NSW) / Shock Treatment / Jones XL / Bio / Shark / Ixon / Axo	P	Suzuki GSX-R	1:37.025	13 of 17	.305	3.907
12	18	A	Ben HENRY (WA) / Allect Racing / 5 Star Yamaha / Ficeda / Steel Blue Boots	P	Yamaha YZF-R1	1:37.092	4 of 15	.067	3.974
13	45	B	Kris McLAREN (VIC) / Multi-Clad.com / Gas Racing	P	Honda CBR RR	1:37.976	11 of 11	.884	4.858
14	26	A	Chris TROUNSON (VIC) / Evolution Sports Group / Woodstock Bourbon / Procon	P	Honda CBR RR	1:38.209	16 of 16	.233	5.091
15	33	B	Jordan BURGESS (NSW) / Oleon Motologic Racing / Teterin Motosport	TC	Honda CBR RR	1:38.805	5 of 7	.596	5.687
16	54	C	Adam CHRISTIE (VIC) / Bridgeland Motorcycles	TC	Honda CBR RR	1:41.865	6 of 7	3.060	8.747
17	44	B	Ben SCOTT (VIC) / 20 Young Street Café / Mastercont / SW Racing	TC	Yamaha YZF-R1	1:43.597	5 of 5	1.732	10.479
18	80	B	Glenn TAYLOR (VIC) / Electrical Solutions	P	Aprillia RSV 4	1:44.038	12 of 14	.441	10.920
19	81	B	Daniel MUTTON (SA) / Bridgeland Motorcycles	TC	Honda CBR RR	1:44.985	3 of 4	.947	11.867
20	41	C	Wayne HEPBURN (VIC) / Evolution Sports Group / Woodstock Bourbon / Procon	P	Honda CBR RR	1:45.534	6 of 9	.549	12.416

Current qualifying record for SBK class - 1:32.581 by Wayne MAXWELL (VIC) on a Honda CBR RR set on 27/11/09

*** Indicative qualifying time - 1:47.086 ***

The results are provisional until the end of the time limit for protests and appeals.

Scott Laing
 Chief Time Keeper - Scott Laing

Tom Williams
 Clerk of Course - Tom Williams



Computime Race Timing Systems Pty Ltd © 1996-2008

Licensed to Computime Race Timing Systems

www.computime.com.au

COMPUTIME RACE TIMING SYSTEMS PTY LTD

9 Timber Lane, Glen Waverley, Vic 3150. Ph : 0418 17 13 17

E-mail : scott@computime.com.au





Round 7 - Phillip Island Grand Prix Circuit : November 27 - 29

WOODSTOCK BOURBON SUPERBIKES

Qualifying 1

Date: 28/11/09
 Event: Q08
 Weather: Partly cloudy & windy - Temp: 19.8C
 Track: Dry - Temp: 32.0C

Started at: 11:03:45
 Laps: 30 Min
 Starters: 20
 Printed at: 11:50

PROVISIONAL LAP TIMES

No	Name	Lap 1	Lap 2	Lap 3	Lap 4	Lap 5	Lap 6	Lap 7	Lap 8	Lap 9	Lap 10
1	Glenn ALLERTON (NSW)	1:55.628	1:35.870	1:34.376	3:08.391	1:52.667	1:34.646	9:19.733	1:45.719	1:34.952	1:35.227
10		2:02.916	1:38.883								
3	Daniel STAUFFER (VIC)	1:48.112	1:37.252	3:45.550	1:47.495	1:36.873	1:36.726	1:36.533			
5	Craig COXHELL (VIC)	1:49.715	1:37.544	1:37.315	1:37.095	2:54.651	1:45.407	1:37.087	1:36.843	1:36.811	3:22.943
10		1:48.948	1:36.514	1:36.254	1:36.437	1:36.747					
6	Robert BUGDEN (VIC)	1:56.276	1:39.600	1:38.271	1:45.759	1:35.847	1:35.599	1:35.540	4:23.937	2:03.587	1:36.228
10		1:35.486	1:35.429	1:35.468	1:35.771	1:35.929					
11	Kevin CURTAIN (NSW)	1:50.740	1:36.719	1:36.953	6:44.763	1:48.122	1:37.419	1:37.126	1:37.764	1:37.059	1:37.155
12	Trent GIBSON (VIC)	1:50.111	1:38.401	1:36.784	1:36.720	1:36.819	4:34.519	1:50.708	1:37.227	1:37.733	4:41.042
10		1:47.700	1:37.421	1:36.952	1:36.844	1:36.788					
18	Ben HENRY (WA)	1:53.439	1:39.684	1:37.297	1:37.092	1:37.480	1:37.688	1:37.476	6:30.298	1:52.394	1:38.061
10		1:37.474	1:37.839	1:37.752	1:37.478	1:37.820					
19	Shawn GILES (VIC)	1:51.842	1:35.887	1:35.016	1:34.695	5:25.203	1:51.206	1:35.726	1:35.332	1:35.299	7:47.982
10		1:53.961	1:35.814								
21	Josh WATERS (VIC)	2:13.157	1:34.146	1:33.717	2:56.858	1:58.153	1:34.086	1:34.072	1:33.858	6:24.780	1:43.843
10		1:33.915	1:34.047								
26	Chris TROUNSON (VIC)	2:30.141	1:47.889	1:39.820	1:38.949	1:38.698	1:38.537	3:02.111	1:45.869	1:38.312	1:38.821
10		1:38.704	3:07.861	1:45.761	1:38.519	1:38.685	1:38.209				
27	Jamie STAUFFER (VIC)	1:58.514	1:37.340	1:35.457	1:35.596	1:35.430	1:35.644	3:30.217	1:44.673	3:42.601	1:49.146
10		1:35.670	1:35.891								
33	Jordan BURGESS (NSW)	1:53.191	1:39.727	1:39.033	1:39.051	1:38.805	4:15.738	1:52.375			
41	Wayne HEPBURN (VIC)	2:00.143	1:48.208	1:47.250	1:45.605	1:45.771	1:45.534	1:46.029	1:45.936	1:47.329	
44	Ben SCOTT (VIC)	1:59.848	1:45.315	1:44.804	1:44.086	1:43.597					
45	Kris McLAREN (VIC)	1:59.510	1:41.711	1:40.093	1:41.588	1:40.026	1:38.396	1:38.366	9:59.185	1:49.710	1:38.047
10		1:37.976									
47	Wayne MAXWELL (VIC)	1:51.303	1:34.144	1:33.118	2:57.871	1:44.229	1:33.268	1:33.813	8:16.343	1:44.975	2:00.257
10		1:33.969	1:33.435	1:36.148							
54	Adam CHRISTIE (VIC)	1:56.820	1:42.751	1:42.599	4:53.526	2:10.090	1:41.865	1:42.282			
63	Grant HAY (NSW)	1:49.673	1:38.790	1:37.079	1:37.292	1:37.271	1:37.178	1:37.078	1:40.738	4:20.225	1:46.860
10		1:37.550	1:37.122	1:37.025	1:37.717	1:37.175	1:37.237	1:37.404			
80	Glenn TAYLOR (VIC)	2:07.979	1:47.034	1:46.050	1:45.874	1:45.212	1:44.703	4:56.978	1:58.782	1:45.374	1:44.468
10		1:44.571	1:44.038	1:44.520	1:44.312						
81	Daniel MUTTON (SA)	1:57.701	1:45.859	1:44.985	2:15.238						

*** Indicative qualifying time - 1:47.086 ***

The results are provisional until the end of the time limit for protests and appeals.

Scott Laing
 Chief Time Keeper - Scott Laing

Tom Williams
 Clerk of Course - Tom Williams



Computime Race Timing Systems Pty Ltd © 1996-2008

Licensed to Computime Race Timing Systems

www.computime.com.au

COMPUTIME RACE TIMING SYSTEMS PTY LTD

9 Timber Lane, Glen Waverley, Vic 3150. Ph : 0418 17 13 17

E-mail : scott@computime.com.au





Round 7 - Phillip Island Grand Prix Circuit : November 27 - 29

WOODSTOCK BOURBON SUPERBIKES

Qualifying 1

Date: 28/11/09
Event: Q08
Weather: Partly cloudy & windy - Temp: 19.8C
Track: Dry - Temp: 32.0C

Started at: 11:03:45
Laps: 30 Min
Starters: 20
Printed at: 11:50

PROVISIONAL FASTEST LAPS SEQUENCE

Race Time	No	Name	Machine	Fastest Lap	On Lap
1:59.258	6	Robert BUGDEN (VIC)	Suzuki GSX-R	1:56.276	1
2:00.007	11	Kevin CURTAIN (NSW)	Kawasaki ZX10R	1:50.740	1
2:00.306	63	Grant HAY (NSW)	Suzuki GSX-R	1:49.673	1
2:06.183	3	Daniel STAUFFER (VIC)	Yamaha YZF-R1	1:48.112	1
3:36.726	11	Kevin CURTAIN (NSW)	Kawasaki ZX10R	1:36.719	2
4:32.377	19	Shawn GILES (VIC)	Suzuki GSX-R	1:35.887	2
4:45.825	47	Wayne MAXWELL (VIC)	Honda CBR RR	1:34.144	2
6:18.943	47	Wayne MAXWELL (VIC)	Honda CBR RR	1:33.118	3

*** Indicative qualifying time - 1:47.086 ***

The results are provisional until the end of the time limit for protests and appeals.

Chief Time Keeper - Scott Laing

Clerk of Course - Tom Williams



Computime Race Timing Systems Pty Ltd © 1996-2008
Licensed to Computime Race Timing Systems

www.computime.com.au

COMPUTIME RACE TIMING SYSTEMS PTY LTD

9 Timber Lane, Glen Waverley, Vic 3150. Ph : 0418 17 13 17

E-mail : scott@computime.com.au





Round 7 - Phillip Island Grand Prix Circuit : November 27 - 29

WOODSTOCK BOURBON SUPERBIKES Qualifying 1

Date: 28/11/09
Event: Q08
Weather: Partly cloudy & windy - Temp: 19.8C
Track: Dry - Temp: 32.0C

Started at: 11:03:45
Laps: 30 Min
Starters: 20
Printed at: 11:50

PROVISIONAL SPLIT TIMES

Lap	Split 1	Split 2	Split 3	Lap Time	Lap	Split 1	Split 2	Split 3	Lap Time
1 Glenn ALLERTON (NSW) (3rd)					26 Chris TROUNSON (VIC) (14th)				
1	48.682	41.014	25.932	1:55.628	1	40.917	41.787	1:07.437	2:30.141
2	31.960	38.747	25.163	1:35.870	2	41.153	40.495	26.241	1:47.889
3	31.451	37.849	25.076	1:34.376	3	33.735	39.809	26.276	1:39.820
4	32.430	39.830	1:56.131	3:08.391	4	33.165	39.783	26.001	1:38.949
5	47.192	40.213	25.262	1:52.667	5	32.869	39.865	25.964	1:38.698
6	31.563	37.741	25.342	1:34.646	6	32.582	39.658	26.297	1:38.537
7	31.575	59.584	7:48.574	9:19.733	7	33.122	40.889	1:48.100	3:02.111
8	40.666	39.527	25.526	1:45.719	8	39.243	40.284	26.342	1:45.869
9	31.713	37.950	25.289	1:34.952	9	32.972	39.336	26.004	1:38.312
10	31.680	38.212	25.335	1:35.227	10	33.134	39.452	26.235	1:38.821
11	42.359	51.296	29.261	2:02.916	11	32.975	39.532	26.197	1:38.704
12	35.401	38.234	25.248	1:38.883	12	33.143	46.120	1:48.598	3:07.861
3 Daniel STAUFFER (VIC) (8th)					13	39.400	40.026	26.335	1:45.761
1	41.754	40.404	25.954	1:48.112	14	32.879	39.586	26.054	1:38.519
2	32.707	38.900	25.645	1:37.252	15	33.093	39.528	26.064	1:38.685
3	34.828	42.625	2:28.097	3:45.550	16	32.698	1:05.511		1:38.209
4	41.248	40.417	25.830	1:47.495	27 Jamie STAUFFER (VIC) (6th)				
5	32.282	39.012	25.579	1:36.873	1	48.550	43.430	26.534	1:58.514
6	32.192	38.847	25.687	1:36.726	2	33.225	38.743	25.372	1:37.340
7	32.255	38.560	25.718	1:36.533	3	31.772	38.198	25.487	1:35.457
5 Craig COXHELL (VIC) (7th)					4	31.646	38.518	25.432	1:35.596
1	42.425	41.229	26.061	1:49.715	5	31.750	38.282	25.398	1:35.430
2	32.919	39.059	25.566	1:37.544	6	31.749	38.430	25.465	1:35.644
3	32.846	38.847	25.622	1:37.315	7	42.165	53.429	1:54.623	3:30.217
4	32.799	38.759	25.537	1:37.095	8	39.448	39.285	25.940	1:44.673
5	33.018	40.557	1:41.076	2:54.651	9	33.040	41.037	2:28.524	3:42.601
6	40.977	38.756	25.674	1:45.407	10	44.225	39.262	25.659	1:49.146
7	32.352	39.077	25.658	1:37.087	11	32.020	38.121	25.529	1:35.670
8	32.705	38.663	25.475	1:36.843	12	31.810	38.405	25.676	1:35.891
9	32.462	38.674	25.675	1:36.811	33 Jordan BURGESS (NSW) (15th)				
10	33.854	40.491	2:08.598	3:22.943	1	44.458	41.603	27.130	1:53.191
11	44.540	38.906	25.502	1:48.948	2	33.572	39.651	26.504	1:39.727
12	32.540	38.346	25.628	1:36.514	3	33.161	39.439	26.433	1:39.033
13	32.182	38.431	25.641	1:36.254	4	33.476	39.463	26.112	1:39.051

Chief Time Keeper - Scott Laing

Clerk of Course - Tom Williams



Computime Race Timing Systems Pty Ltd © 1996-2008
Licensed to Computime Race Timing Systems

www.computime.com.au

COMPUTIME RACE TIMING SYSTEMS PTY LTD

9 Timber Lane, Glen Waverley, Vic 3150. Ph : 0418 17 13 17

E-mail : scott@computime.com.au





Round 7 - Phillip Island Grand Prix Circuit : November 27 - 29

WOODSTOCK BOURBON SUPERBIKES

Qualifying 1

Date: 28/11/09
 Event: Q08
 Weather: Partly cloudy & windy - Temp: 19.8C
 Track: Dry - Temp: 32.0C

Started at: 11:03:45
 Laps: 30 Min
 Starters: 20
 Printed at: 11:50

PROVISIONAL SPLIT TIMES

Lap	Split 1	Split 2	Split 3	Lap Time	Lap	Split 1	Split 2	Split 3	Lap Time
14	32.580	38.312	25.545	1:36.437	5	33.108	39.389	26.308	1:38.805
15	32.447	38.635	25.665	1:36.747	6	33.433	1:18.686	2:23.619	4:15.738
					7	44.775	40.831	26.769	1:52.375
6 Robert BUGDEN (VIC) (5th)					41 Wayne HEPBURN (VIC) (20th)				
1	45.411	43.697	27.168	1:56.276	1	46.585	45.303	28.255	2:00.143
2	33.659	40.027	25.914	1:39.600	2	36.748	43.311	28.149	1:48.208
3	32.566	38.656	27.049	1:38.271	3	36.435	43.011	27.804	1:47.250
4	33.894	46.126	25.739	1:45.759	4	35.514	42.467	27.624	1:45.605
5	32.470	38.080	25.297	1:35.847	5	35.842	42.492	27.437	1:45.771
6	32.058	38.075	25.466	1:35.599	6	35.598	42.335	27.601	1:45.534
7	31.994	37.883	25.663	1:35.540	7	35.741	42.458	27.830	1:46.029
8	32.120	45.293	3:06.524	4:23.937	8	35.876	42.518	27.542	1:45.936
9	47.741	49.496	26.350	2:03.587	9	36.622	42.740	27.967	1:47.329
10	32.669	38.207	25.352	1:36.228	44 Ben SCOTT (VIC) (17th)				
11	32.058	38.054	25.374	1:35.486	1	46.191	45.212	28.445	1:59.848
12	32.026	38.009	25.394	1:35.429	2	35.545	42.100	27.670	1:45.315
13	32.177	37.876	25.415	1:35.468	3	34.884	42.041	27.879	1:44.804
14	32.101	38.217	25.453	1:35.771	4	34.830	41.517	27.739	1:44.086
15	32.283	38.314	25.332	1:35.929	5	34.873	41.287	27.437	1:43.597
11 Kevin CURTAIN (NSW) (9th)					45 Kris McLAREN (VIC) (13th)				
1	42.873	41.609	26.258	1:50.740	1	48.975	42.869	27.666	1:59.510
2	32.808	38.504	25.407	1:36.719	2	34.103	40.790	26.818	1:41.711
3	32.496	38.880	25.577	1:36.953	3	33.530	39.893	26.670	1:40.093
4	33.662	41.925	5:29.176	6:44.763	4	33.023	41.837	26.728	1:41.588
5	41.916	39.979	26.227	1:48.122	5	33.390	40.189	26.447	1:40.026
6	32.729	38.958	25.732	1:37.419	6	32.762	39.302	26.332	1:38.396
7	32.528	38.811	25.787	1:37.126	7	32.567	39.486	26.313	1:38.366
8	32.777	39.135	25.852	1:37.764	8	37.489	45.680	8:36.016	9:59.185
9	32.585	38.686	25.788	1:37.059	9	43.339	39.880	26.491	1:49.710
10	32.592	38.805	25.758	1:37.155	10	32.587	39.065	26.395	1:38.047
12 Trent GIBSON (VIC) (10th)					11	32.641	39.075	26.260	1:37.976
1	42.785	41.201	26.125	1:50.111	47 Wayne MAXWELL (VIC) (1st)				
2	32.888	39.796	25.717	1:38.401	1	43.426	40.508	27.369	1:51.303
3	32.322	38.907	25.555	1:36.784					
4	32.257	38.866	25.597	1:36.720					

Scott Laing

Chief Time Keeper - Scott Laing

Tom Williams

Clerk of Course - Tom Williams



Computime Race Timing Systems Pty Ltd © 1996-2008


Licensed to Computime Race Timing Systems

www.computime.com.au

COMPUTIME RACE TIMING SYSTEMS PTY LTD

9 Timber Lane, Glen Waverley, Vic 3150. Ph : 0418 17 13 17

E-mail : scott@computime.com.au





Round 7 - Phillip Island Grand Prix Circuit : November 27 - 29

WOODSTOCK BOURBON SUPERBIKES

Qualifying 1

Date: 28/11/09
 Event: Q08
 Weather: Partly cloudy & windy - Temp: 19.8C
 Track: Dry - Temp: 32.0C

Started at: 11:03:45
 Laps: 30 Min
 Starters: 20
 Printed at: 11:50

PROVISIONAL SPLIT TIMES

Lap	Split 1	Split 2	Split 3	Lap Time	Lap	Split 1	Split 2	Split 3	Lap Time
5	32.177	38.939	25.703	1:36.819	2	31.663	37.720	24.761	1:34.144
6	32.201	39.530	3:22.788	4:34.519	3	31.089	37.048	24.981	1:33.118
7	44.793	40.157	25.758	1:50.708	4	31.386	39.391	1:47.094	2:57.871
8	32.438	39.021	25.768	1:37.227	5	41.013	38.177	25.039	1:44.229
9	32.498	39.314	25.921	1:37.733	6	31.068	37.384	24.816	1:33.268
10	32.989	39.820	3:28.233	4:41.042	7	31.190	37.546	25.077	1:33.813
11	42.390	39.416	25.894	1:47.700	8	32.523	39.234	7:04.586	8:16.343
12	32.552	39.130	25.739	1:37.421	9	41.521	38.129	25.325	1:44.975
13	32.491	38.708	25.753	1:36.952	10	54.381	39.990	25.886	2:00.257
14	32.357	38.831	25.656	1:36.844	11	31.449	37.456	25.064	1:33.969
15	32.155	38.854	25.779	1:36.788	12	31.113	37.401	24.921	1:33.435
					13	32.724	38.179	25.245	1:36.148

18 Ben HENRY (WA) (12th)

1	43.096	43.495	26.848	1:53.439
2	33.233	39.915	26.536	1:39.684
3	32.569	38.940	25.788	1:37.297
4	32.531	38.768	25.793	1:37.092
5	32.497	39.155	25.828	1:37.480
6	32.570	39.075	26.043	1:37.688
7	32.487	39.064	25.925	1:37.476
8	32.342	42.365	5:15.591	6:30.298
9	45.316	40.730	26.348	1:52.394
10	32.700	39.523	25.838	1:38.061
11	32.272	39.177	26.025	1:37.474
12	32.352	39.292	26.195	1:37.839
13	32.677	39.094	25.981	1:37.752
14	32.434	39.004	26.040	1:37.478
15	32.572	39.236	26.012	1:37.820

54 Adam CHRISTIE (VIC) (16th)


1	45.150	44.098	27.572	1:56.820
2	34.533	41.175	27.043	1:42.751
3	34.478	41.068	27.053	1:42.599
4	38.261	47.990	3:27.275	4:53.526
5	50.553	51.666	27.871	2:10.090
6	33.902	40.826	27.137	1:41.865
7	34.174	40.882	27.226	1:42.282


63 Grant HAY (NSW) (11th)

1	42.073	41.293	26.307	1:49.673
2	33.047	39.774	25.969	1:38.790
3	32.559	38.846	25.674	1:37.079
4	32.628	39.003	25.661	1:37.292
5	32.230	39.254	25.787	1:37.271
6	32.300	39.167	25.711	1:37.178
7	32.278	39.050	25.750	1:37.078
8	32.766	41.889	26.083	1:40.738
9	33.423	39.611	3:07.191	4:20.225
10	40.722	40.264	25.874	1:46.860
11	32.471	39.094	25.985	1:37.550
12	32.114	39.102	25.906	1:37.122
13	32.307	38.905	25.813	1:37.025
14	32.559	39.196	25.962	1:37.717

19 Shawn GILES (VIC) (4th)

1	45.741	40.479	25.622	1:51.842
2	32.103	38.610	25.174	1:35.887
3	31.903	38.037	25.076	1:35.016
4	31.583	37.984	25.128	1:34.695
5	31.764	39.463	4:13.976	5:25.203
6	46.544	39.399	25.263	1:51.206
7	31.918	38.485	25.323	1:35.726


 Chief Time Keeper - Scott Laing


 Clerk of Course - Tom Williams



Computime Race Timing Systems Pty Ltd © 1996-2008
 Licensed to Computime Race Timing Systems

www.computime.com.au

COMPUTIME RACE TIMING SYSTEMS PTY LTD

9 Timber Lane, Glen Waverley, Vic 3150. Ph : 0418 17 13 17

E-mail : scott@computime.com.au





Round 7 - Phillip Island Grand Prix Circuit : November 27 - 29

WOODSTOCK BOURBON SUPERBIKES Qualifying 1

Date: 28/11/09
Event: Q08
Weather: Partly cloudy & windy - Temp: 19.8C
Track: Dry - Temp: 32.0C

Started at: 11:03:45
Laps: 30 Min
Starters: 20
Printed at: 11:50

PROVISIONAL SPLIT TIMES

Lap	Split 1	Split 2	Split 3	Lap Time	Lap	Split 1	Split 2	Split 3	Lap Time
8	31.736	38.260	25.336	1:35.332	15	32.399	38.929	25.847	1:37.175
9	31.749	38.207	25.343	1:35.299	16	32.601	38.992	25.644	1:37.237
10	32.393	39.764	6:35.825	7:47.982	17	32.648	39.146	25.610	1:37.404
11	48.465	39.561	25.935	1:53.961	80 Glenn TAYLOR (VIC) (18th)				
12	31.929	38.446	25.439	1:35.814	1	52.024	46.473	29.482	2:07.979
21 Josh WATERS (VIC) (2nd)					2	35.715	43.469	27.850	1:47.034
1	56.571	51.118	25.468	2:13.157	3	35.253	42.809	27.988	1:46.050
2	31.759	37.683	24.704	1:34.146	4	35.214	42.830	27.830	1:45.874
3	31.288	37.618	24.811	1:33.717	5	35.536	42.000	27.676	1:45.212
4	31.193	37.890	1:47.775	2:56.858	6	34.904	42.150	27.649	1:44.703
5	49.792	43.375	24.986	1:58.153	7	37.994	46.092	3:32.892	4:56.978
6	31.432	37.758	24.896	1:34.086	8	46.401	44.267	28.114	1:58.782
7	31.328	37.765	24.979	1:34.072	9	35.473	42.327	27.574	1:45.374
8	31.344	37.680	24.834	1:33.858	10	34.992	42.040	27.436	1:44.468
9	37.015	45.239	5:02.526	6:24.780	11	35.077	42.077	27.417	1:44.571
10	40.099	38.636	25.108	1:43.843	12	34.784	41.929	27.325	1:44.038
11	31.305	37.713	24.897	1:33.915	13	34.933	42.030	27.557	1:44.520
12	31.357	37.725	24.965	1:34.047	14	35.370	41.661	27.281	1:44.312
					81 Daniel MUTTON (SA) (19th)				
					1	47.253	42.479	27.969	1:57.701
					2	35.832	41.858	28.169	1:45.859
					3	35.712	41.651	27.622	1:44.985
					4	35.846	1:10.843	28.549	2:15.238

*** Indicative qualifying time - 1:47.086 ***

The results are provisional until the end of the time limit for protests and appeals.

Scott Laing
Chief Time Keeper - Scott Laing

Tom Williams
Clerk of Course - Tom Williams



Computime Race Timing Systems Pty Ltd © 1996-2008
Licensed to Computime Race Timing Systems

www.computime.com.au

COMPUTIME RACE TIMING SYSTEMS PTY LTD

9 Timber Lane, Glen Waverley, Vic 3150. Ph : 0418 17 13 17

E-mail : scott@computime.com.au

